


Quick Guide to the Bumblebees of Texas


(Females - Queens and Workers)

Step 1). Examine the bumblebee's thorax. Most bumblebees in Texas will fit one of the three broad categories below. Selection of a thorax will help to narrow down your options.

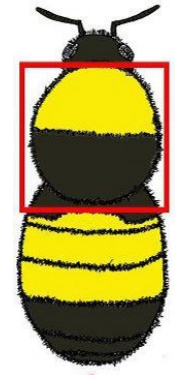
A). Completely or nearly completely yellow; a small bare area might be present in the center of the thorax.




B). Thorax banded above and below with yellow; center black band present.




C). Upper portion of thorax banded in yellow, remainder in black.




Step 2). Now that you have selected a thorax, examine the abdomen of your bumblebee.




Bombus bimaculatus




Bombus griseocollis




Bombus impatiens




Bombus variabilis




Bombus auricomus




Bombus fervidus



Bombus fraternus



Bombus sonorus



Bombus pensylvanicus